

Green sensitive universal X-ray film

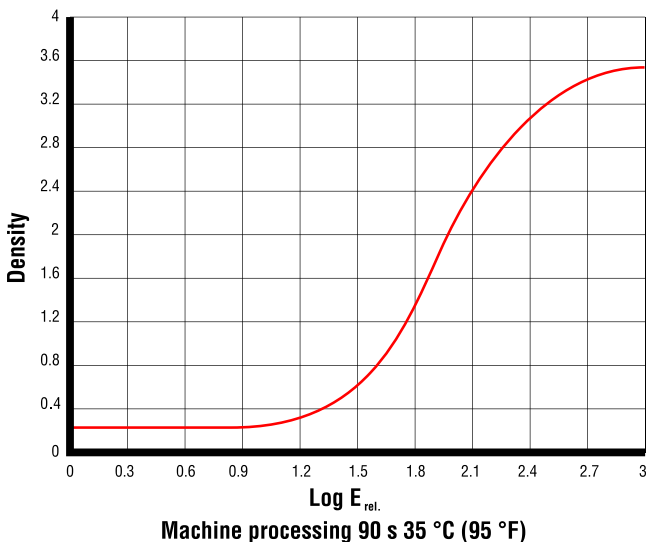
VMS High Speed Film is a general X-ray film designed for use with green emitting intensifying screens. The system speed of this film has been adapted for specific applications, according to the international guidelines. The toe of the characteristic curve has a form which ensures a high contrast in the low densities of the image. This permits the use of VMS High Speed Film in applications such as angiography, where it gives sharp and detailed images of even the smallest blood vessels as well as of bone structures.

Multitude of applications

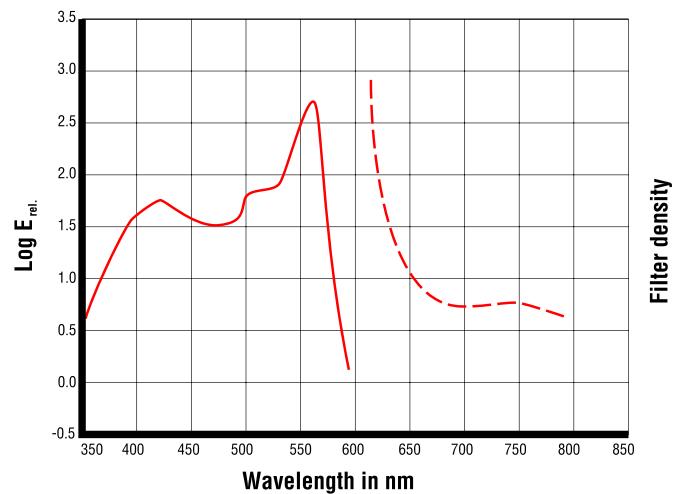
Even small differences in absorption between soft tissue and air become visible by the varying density levels, thanks to the high contrast which is also enhanced by the form of the shoulder of the characteristic curve. The typical form of the characteristic curve makes VMS High Speed Film ideal for the imaging of bone structures, allowing even the detection of hairline fractures. The film is also suitable for orthopaedics where it will give the finest details of bone structures, yet keeping the soft tissue visible. The film also offers good contrast in the main lung area, with good detail being obtained in the middle density areas. It is used to detect calcification, early signs of lung cancer and metastasis.

Summarizing, the VMS High Speed Film can be considered as a universal film, allowing the user to read all necessary information quickly, thanks to its high contrast, its low fog and low noise level.

Characteristic curve



Darkroom sensitivity

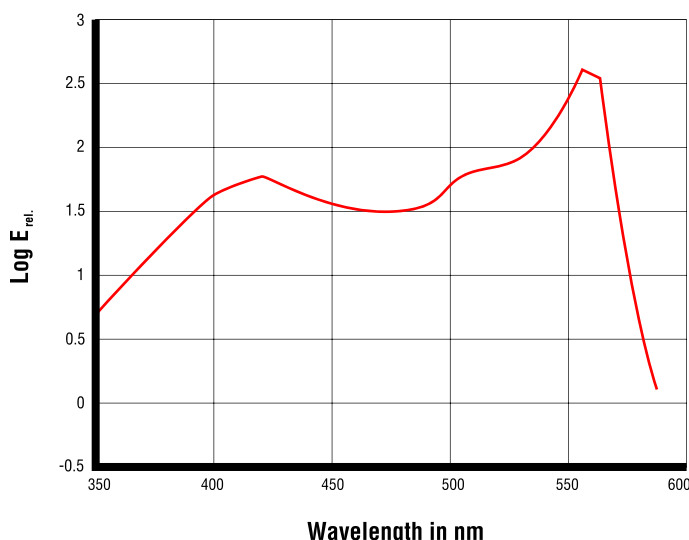


- VMS High Speed Film
- Standard darkroom filter

Excellent performance irrespective of chemicals used

VMS High Speed Film offers an outstanding stability with all types of chemicals: whatever type of 90second processing chemicals are used, your image will remain the same, day in, day out. This makes VMS High Speed Film a true all-round, no-nonsense film which enables you to concentrate on what really counts: making a good diagnosis.

Spectral sensitivity



Sensitivity according to the energy necessary to attain a density of 1 above fog.

Safelight requirements

The use of a special red safelight filter is recommended. It must be used in conjunction with a 15 watt frosted bulb and must be positioned at least at 1.2m (4 feet) distance from the unloading/loading area and processor tray.

Processing

VMS high speed film has been designed for standard 90second processing. Agfa developer and fixer processing solutions are recommended.

Handling

The film should be handled carefully. Creasing, buckling as well as physical pressure should be avoided.

Storage

Unopened, unexposed film should be stored at or below 21°C (70 °F) in a dry location. preferably between 30 and 50% relative humidity. In addition. the film should be protected from sources of ionising radiation.

Packaging

Available in all customary sizes in 50 sheet packing. Other packing and sizes available on special order. For more information, please contact VMS's commercial department.



Vinod Medical Systems Pvt. Ltd.

Regd. Off. : Kripa Kunj, B 1-2, Sai Nagar, Raipur 492 009.
Tel. no.: +91 771 4214400

Corp. Off. : 323, Omkar, The Summit Business Bay, 3RD Floor, B. L. Bajaj Road, Prakashvadi,
Near W. E. H. Metro Station, Andheri East, Mumbai – 400 093.
Tel. no.: +91 22 26820517 / 18 Email: vmspl@vinodmedical.com

www.vinodmedical.com

Certifications: ISO 9001:2015, ISO 14001:2015, ISO 13485:2016, CE and WHO-GMP