




Innovative Wireless Cassette-Size Detector

Mars1417V



- Better image quality with lower dose.
- i-sync 2. More reliable with precious xray auto sensing.
- Easy installation and easy multi-modality sharing.
- Always charging with backup cable.


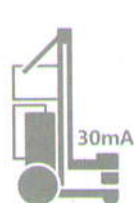

IMAGING THE FUTURE

With increasingly faster workflow in your radiology department, you definitely need more reliable DR solution, which should be both convenient and easy to use



i-Sync 2 - perfect balance between precision of auto trigger and reliability.

Compared to i-Sync 1, i-Sync 2 can be better applied to a wider range of X ray systems. since its trigger sensitivity has been increased 60%. Even the least powerful mobile system can perfectly trigger an acquisition for a thickest patient. no need to worry about losing image resulting from the panel failing to track the weak exposure.



Back up power cables can provide reliable and easy online charging solutions.

With simple magnetic charging connector, it is extremely easy to keep panel sustained charging and never need to replace battery. One additional Ethernet interface makes it easy and fast for the panel to switch between wireless and wired mode.



Drop monitoring

Mars1417V has been equipped with a unique drop monitoring system, which serves as a real time tracker of panel dropping and shocking. Do you want to know if your employees handle your equipment carefully or not? Well, Choose us!

More durable with longer-lasting battery

At least 500 exposures and 4 hour's working time for each recharging battery of Mars1417V, which leads to only 2 minutes to replace battery and restart panel. We promise you faster workflow.

Easy and convenient battery charger

Battery charger can charge two batteries simultaneously, which ensures you 2 full batteries ready all day long, without interrupting the workflow.

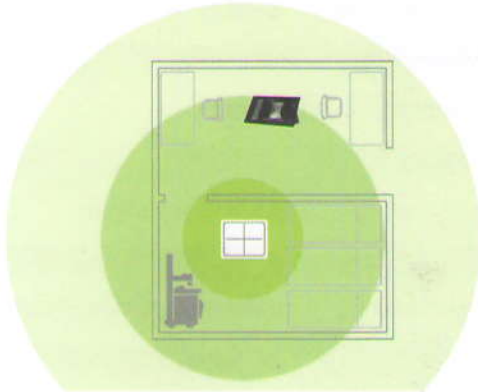





Faster and seamless connection to mobile devices, with stronger signals.

Mars1417V could be conveniently connected to one to one mobile device of Windows systems, without any additional AP or router, which brings about easier and higher-efficient digital image.

With Mimo technology, Wi-Fi signal's ability to pass through walls has been better improved.



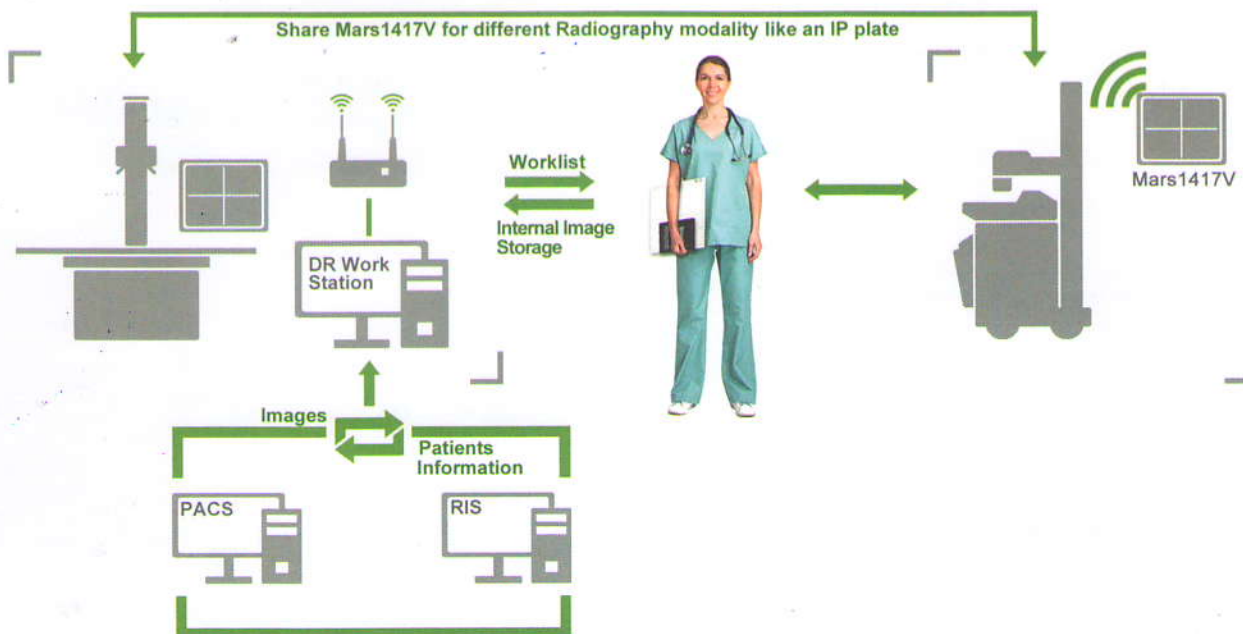
Both 2.4G and 5G wireless mode are supported. With higher stability under 5G modes, the speed has been improved by 189%.



Mars1417V, the most wise investment for you.

An retrofit solution with lower cost and easier operation.

With 200 internal images storage and microprocessor, Mars1417V can directly output the corrected images. One flat panel detector can retrofit one mobile X-ray machine and one fixed DR at the same time. In the most busy hours of a day, you can use Mars1417V in fixed X-ray room, and remove it for mobile X-ray if needed, which can lower your average cost and shorten the return cycle.

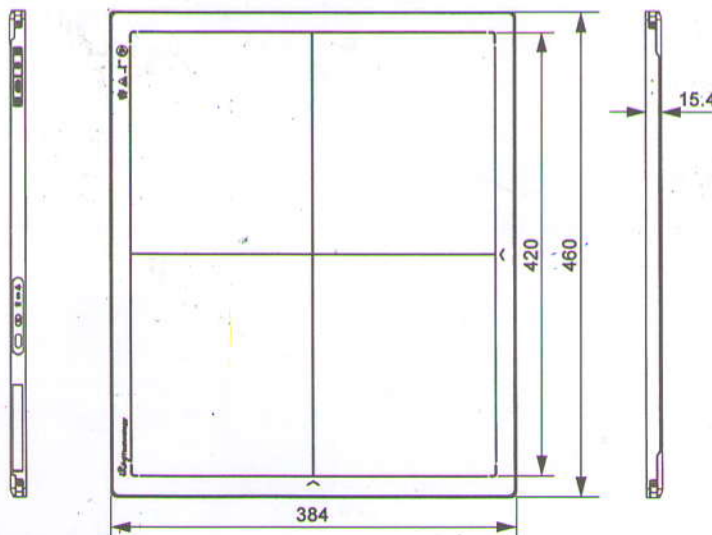


Technical Specifications

Detector Technology	Amorphous Silicon	Shock Tolerance	High
Scintillator	GOS/CSI (Directly Deposit)	Water Proof	IPX2
Active Area	14"x17"	Drop Monitoring	Realtime
Pixel Pitch	150µm	Limiting Resolution	3.4 lp/mm
Number of Pixels	2304x2800(GOS)/ 2288x2784(CSI)	Accessories	Charging dock, Cables, Extra Batteries
AD Conversion	14bits	Operating Temperature	5~35°C
Acquisition Time	<5s (Full Image)	Storage Temperature	-20~60°C
Data Interface	WiFi/Ethernet	Operating Humidity	10-90%
Detector Control	WiFi/Ethernet	Storage Humidity	10~90%
Trigger Mode	i-Sync 2/Software	Dimension	384x460x15.4mm
Wireless Mode	2.4G/5G, with internal AP	Weight	3.7kg(GOS)/3.6kg(CSI)
Internal Image Storage	200 full size images	Power Consumption	12W (Full performance)
Battery	> 4h (full performance)	Adapter	AC input: 100~240V, 50~60Hz

Dimensions

Dimensions are in MM



Accessory - Charging Dock



Marketed by :

Vinod Medical Systems Pvt. Ltd.

Certifications: ISO 9001:2008, ISO 14001:2004, ISO 13485:2003 and CE.

Regd. Off.: Kripa Kunj, B 1-2, Sai Nagar, Near Railway Crossing, Raipur - 492 009, (C.G), India.

Tel.: +91 771 4214400 / 21, Fax : +91 771 2882404

Corp. Off.: B - 523, Chintamani Plaza, Mohan Studio Compound, Andheri Kurla Road, Chakala, Andheri (E) Mumbai - 400 099, India. Tel.: +91 22 42152020 / 21, Fax.: +91 22 42152024